

Premenstrual Syndrome

Robert L Reid, M.D.

Professor, Dept of Obstetrics & Gynaecology,

Updated: June 30, 2014

ABSTRACT

Premenstrual syndrome, the recurrent luteal phase deterioration in quality of life due to disruptive physical and psychiatric symptomatology, is a distinct clinical condition caused by an abnormal central nervous system response to the hormonal changes of the female reproductive cycle. Better definition and research based on strict inclusion/exclusion criteria have allowed the development of successful treatments that are tailored to the severity of the lifestyle disruption and the specific individual constellation of symptoms. Charting and simple lifestyle changes may improve coping skills for many women. However more severely affected individuals often require medical interventions to augment central serotonin/ norepinephrine levels or to suppress the hormonal changes of the menstrual cycle.

INTRODUCTION

In the past thirty years premenstrual syndrome (PMS) has emerged as a well recognized phenomenon for which effective treatments are available. Unfortunately, because of the widespread public awareness of adverse premenstrual experiences, most women mistakenly believe that they have PMS. Over-the-counter remedies, often promoted by those who hope to profit by marketing a “sure cure” for a common condition, have exploited this belief. Researchers have argued that there is a need to discriminate between the usual premenstrual experience of ovulatory women (wherein premenstrual molimina forewarn of impending menstruation) and PMS wherein symptoms, particularly psychiatric, lead to major distress that is sufficient to interfere with day-to-day activities and disrupt interpersonal relationships. The challenge to the medical profession is to differentiate between these situations and to reserve the diagnosis of PMS (or Pre Menstrual Dysphoric Disorder:PMDD) for those with clearly identifiable social disruption.

While both groups may be offered therapy, the intervention needs to be appropriately selected at the outset and effective treatment options presented in a timely manner. Those with annoying moliminal symptoms should be counseled about simple lifestyle changes that may attenuate symptoms whereas those with marked psychiatric components such as anger, anxiety, or depression warrant early intervention with medications. Although the literature on PMS has focused almost entirely on women with adverse premenstrual experiences there is evidence that 5-15% of women may experience positive changes in the

premenstrum (1). Rarely do such women present challenges to the clinician. This chapter will review diagnosis, etiologic theories, and therapeutic approaches to adverse premenstrual experiences.

DEFINITIONS AND PREVALENCE:

Molimina, Premenstrual Syndrome [PMS], and Premenstrual Dysphoric Disorder [PMDD]

During the reproductive years, up to 80-90% of menstruating women will experience symptoms [breast pain, bloating, acne, constipation] that forewarn them of impending menstruation, so-called premenstrual **molimina**. Over 60% of women report swelling or bloating (2) although objective documentation of weight gain is lacking in most of these women (3). Cyclic breast symptoms affect 70% of women with 22% reporting moderate to extreme discomfort (4). Available data suggest that as many as 30%- 40% of these women are sufficiently bothered by molimina to seek relief.

The term **PMS** should be reserved for a more severe constellation of symptoms – mostly psychiatric, that lead to periodic interference with day-to-day activities and interpersonal relationships (5). Women with this degree of symptoms probably comprise 3-5% of women in their reproductive years (6, 7, 8).

In an effort to establish the diagnosis based not only on symptoms but also their functional impact **PMS** has been defined as *“the cyclic recurrence in the luteal phase of the menstrual cycle of a combination of distressing physical, psychological, and/or behavioural changes of sufficient severity to result in deterioration of interpersonal relationships and/or interference with normal activities”* (9).

Premenstrual Dysphoric Disorder now appears in the Diagnostic and Statistical Manual of Mental Health Disorders (fifth edition) of the American Psychiatric Association. After years of debate about whether this should be included as a distinct psychiatric condition (9,10) the importance of alerting psychiatrists to the critical involvement of the menstrual cycle in psychiatric disorders is now widely accepted.

Table 1.
Diagnostic Criteria for Premenstrual Dysphoric Disorder (PMDD)

**Timing
of symptoms**

A)

In the majority of menstrual cycles, at least 5 symptoms must be present in the final week before the onset of menses, start to improve within a few days after the onset of menses, and become minimal or absent in the week postmenses

Symptoms

B)

One or more of the following symptoms must be present:

1. Marked affective lability (eg mood swings, feeling suddenly sad or tearful, or increased sensitivity to rejection)
2. Marked irritability or anger or increased interpersonal conflicts
3. Markedly depressed mood, feelings of hopelessness, or self deprecating thoughts
4. Marked anxiety, tension, and/or feelings of being keyed up or on edge

C)

One (or more) of the following symptoms must additionally be present to reach a total of 5 symptoms when combined with symptoms from criterion B above

1. Decreased interest in usual activities
2. Subjective difficulty in concentration
3. Lethargy, easy fatigability, or marked lack of energy
4. Marked change in appetite; overeating or specific food cravings
5. Hypersomnia or insomnia
6. A sense of being overwhelmed or out of control
7. Physical symptoms such as breast tenderness or swelling; joint or muscle pain, a sensation of “bloating” or weight gain
- 8.

Severity

D)

The symptoms are associated with clinically significant distress or interference with work, school, usual social activities, or relationships with

others.

Consider

Other Psychiatric DisordersD) The

disturbance is not merely an exacerbation of the symptoms of another disorder, such as major depressive disorder, panic disorder, persistent depressive disorder (dysthymia) or a personality disorder (although it may co-occur with any of these disorders)..

**Confirmation
of the disorder**

F)

Criterion A should be confirmed by prospective daily ratings during at least 2 symptomatic cycles (although a provisional diagnosis may be made prior to this confirmation)**Exclude**

other Medical Explanations

G)

The symptoms are not attributable to the physiological effects of a substance (eg drug abuse, medication or other treatment) or another medical condition (eg.hyperthyroidism).

(Adapted from: American Psychiatric Association: Diagnostic and Statistical manual of Mental Health Disorders, 5th edition. Washington D.C.2013) (11)

EPIDEMIOLOGY

It is likely that PMS has emerged as a twentieth century phenomenon in part due to the fact that women's increasing control over reproduction has eliminated the cycle of repeated pregnancy and lactation that formerly characterized the lives of women from puberty to menopause (13). PMS-like behaviour has been reported both in humans and in non-human primates as long as they demonstrate menstrual cyclicity. In the non-human primate, zoologists have noted premenstrual changes in behaviour and appetite similar to those reported by women with PMS (14, 15).

PMS may affect woman at any stage of reproductive life. The common belief that PMS is a disorder of the older woman may have stemmed from the fact that mood swings in the teen are less likely to be considered an effect of menstrual cyclicity and more likely to be attributed to the "hormonal swings and heartbreaks" of adolescence. Severe PMS may start shortly after puberty and such cases tend to be recognized and brought to medical attention by a parent who recognizes the symptoms from her own

experience. Little is known about the inheritance of PMS however there is support for a genetic predisposition. Surveys have found that as many as 70% of daughters of affected mothers were themselves PMS sufferers, whereas 63% of daughters of unaffected mothers were symptom free (16). PMS sufferers often relate that symptoms become progressively worse over time, and since women have increasing contact with health care providers for non-pregnancy related concerns in their later reproductive years, this may account for the preponderance of older women seeking help for PMS.

PMS disappears during suppression of the ovarian cycle (for example during hypothalamic amenorrhea due to excessive physical, or nutritional stress, during lactational amenorrhea, during pregnancy, and after menopause –either natural or induced) (17). It is useful when evaluating a woman with suspected PMS to confirm that PMS symptoms did indeed disappear in these circumstances. Contrary to the popular belief there is no convincing evidence that PMS onsets after pregnancy or tubal ligation. This belief probably originated when PMS symptoms reappeared and seemed acutely worse after the hormonal “protection” of pre-existing pregnancy or lactation.

PMS disappears after natural, medically or surgically induced menopause although the reintroduction of exogenous hormone replacement therapy may be associated with the reappearance of symptoms (18, 19). Typically the use of sequential progestin triggers PMS symptoms in susceptible women whereas continuous combined hormone replacement therapy is less likely to be associated adverse mood changes.

DIAGNOSIS

In 2008 an international multidisciplinary group of experts met at a face-to-face consensus meeting in Montreal Canada to review current definitions and diagnostic criteria for PMD (20). This group defined “Core Premenstrual Disorders (Core PMD) and Variant Premenstrual Disorders (Variant PMD).

Table 2 Classification of premenstrual disorders (PMD)	
PMD category	Characteristics
Core PMD	Symptoms occur in ovulatory cycles
	Symptoms are not specified—they may be somatic and/or psychological
	The number of symptoms is not specified

	Symptoms are absent after menstruation and before ovulation
	They must recur in luteal phase
	They must be prospectively rated (two cycles minimum)
	Symptoms must cause significant impairment ^a
Variants of PMD	
Premenstrual exacerbation	Symptoms of an underlying psychological or somatic disorder significantly worsen premenstrually
PMD due to non-ovulatory ovarian activity	Symptoms arise from continued ovarian activity even though menstruation has been suppressed
Progestogen induced PMD	Symptoms result (rarely) from ovarian activity other than those of ovulation
PMD with absent menstruation	Symptoms result from exogenous progestogen administration
<p>a Work, school, social activities, hobbies, interpersonal relationships, distress</p>	
Adapted	

from O'Brien PM. Backstrom T. Brown C. et al.

[Towards](#)

[a consensus on diagnostic criteria, measurement and trial design of the premenstrual disorders: the ISPMD Montreal consensus.](#)

Arch

Women's Mental Health 2011; 14(1):13-21

History

Physicians should make an effort to enquire about PMS symptoms as part of the menstrual and reproductive history of all women of reproductive age. For the woman with few symptoms this provides education about PMS and may forestall fears that she is "losing her mind" should symptoms emerge in the later reproductive years. For the woman with significant symptoms this will create the opportunity for counseling and reassurance and will set the stage for establishing the diagnosis.

A typical PMS sufferer may describe being a productive employee and good mother for most of the month. However starting sometime after ovulation (often 7-10 days prior to menstruation) she awakes in the morning with feelings of anger, anxiety, or sadness. At work she may experience feelings of paranoia and wonder if co-workers are picking on her. Often she will report that she has difficulty concentrating on the task at hand. She finds she overreacts to things that her kids normally do around the house and this makes her feel like a bad mother. She may feel down but be unable to understand why because she knows she has a good spouse, a good job, and healthy, happy, kids. She may report that minor things that her spouse has said may be enough to trigger an argument and that nothing he says can appease her. Although she needs to be held and comforted at such times she reports that she cannot stand to be touched. She may try to isolate herself by locking the door to her room or unplugging her telephone. Occasionally depression, anger and aggression, or anxiety may be extreme resulting in concerns for the welfare of the affected woman or her family members.

Caution is needed in immediately accepting such a typical history as diagnostic of PMS. Researchers have found that many other psychiatric conditions worsen premenstrually (so-called premenstrual exacerbation) hence an individual with an underlying psychiatric disorder may recall and relate the symptoms that were most severe in the premenstrual week while ignoring the lower level of symptoms that exist throughout the month. Only by obtaining a prospective symptom record over a one to two month period can the clinician have confidence in the diagnosis. Any calendar used for this purpose must obtain information on four key areas: symptoms, severity, timing in relation to the menstrual cycle, and baseline level of symptoms in the follicular phase [Table 3]. Information should be sought about stresses related to the woman's occupation and family life as these may tend to exacerbate PMS. Past medical and psychiatric diagnoses may be relevant in that a variety of medical and psychiatric disorders may show premenstrual exacerbation.

Table 3. Key elements of a prospective symptom record used for the diagnosis of PMS.

1. Daily listing of symptoms
2. Ratings

- of symptom severity throughout the month
- 3. Timing
of symptoms in relation to menstruation
- 4. Rating
of baseline symptom severity during the follicular phase

Several of the medical interventions described below will work for both PMS and other psychiatric conditions so that a pretreatment diagnosis is important in determining the most appropriate long term management of the condition.

Typically PMS symptoms appear after ovulation and worsen progressively leading up to menstruation. About 5-10% of PMS sufferers experience a brief burst of typical PMS symptoms coincident with the midcycle fall in estradiol that accompanies ovulation (21) [Figure 1]. PMS symptoms resolve at varying rates after onset of menstruation. In some women there is almost immediate relief from psychiatric symptoms with the onset of bleeding while for others the return to normal is more gradual. The most severely affected women report symptoms on setting shortly after ovulation (two weeks before menstruation) and resolving at the end of menstruation. Such individuals typically report having only one “good week” per month. [Figure 2] If this pattern is longstanding then it becomes harder and harder for interpersonal relationships to rebound during the good week with the result their condition may start to take on the appearance of a chronic mood disorder. [Whenever charting leaves the diagnosis in doubt a three month trial of medical ovarian suppression (see below) will usually provide a definitive answer.]

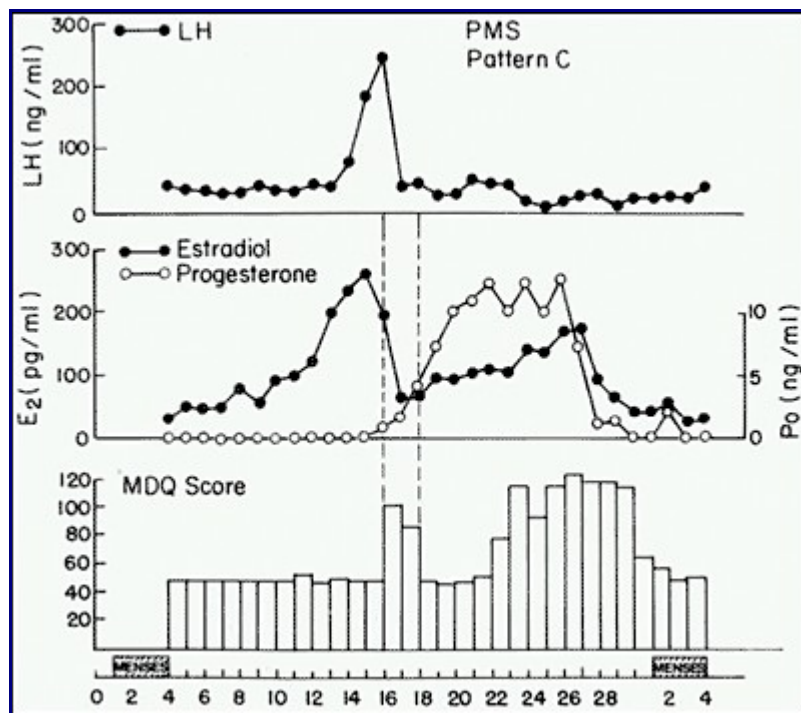


Figure 1

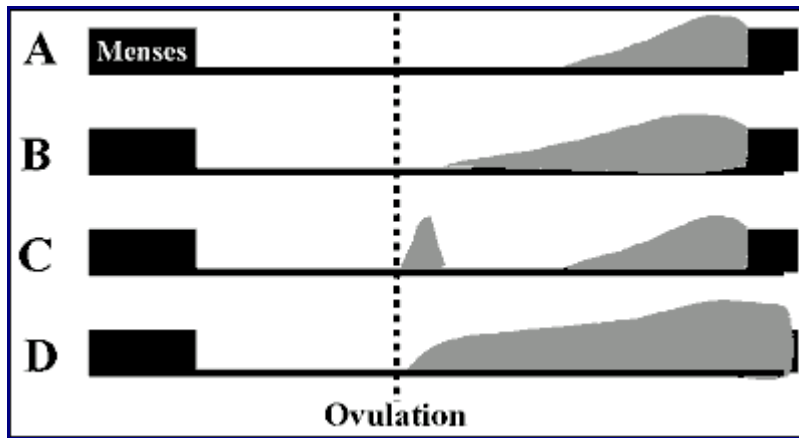


Figure 2

One example of such a calendar record, the PRISM Calendar (Prospective Record of the Impact and Severity of Menstrual symptoms [Figure 3]) (9) allows rapid visual confirmation of the nature, timing, and severity of menstrual cycle-related symptomatology and at the same time provides information on life stressors and current use of PMS therapies. Although symptoms are rated in severity on a scale from 1-3 the actual interpretation of the calendar requires no mathematical calculations. An arms length assessment of the month-long calendar usually allows a rapid distinction to be made between PMS and other more chronic conditions. [Figure 4]. Two other instruments that could be used include the validated Daily Record of Severity of Problems (DRSP) (22) and the as yet unvalidated retrospective Premenstrual Symptoms Screening Tool (PSST) (23).

Day of Menstrual Cycle		BLEEDING																																														
		1	2	3	4	5	6	7	8	9	10	11	12	13	14	15	16	17	18	19	20	21	22	23	24	25	26	27	28	29	30	31	32	33	34	35	36	37	38	39	40	41	42	43	44	45	46	47
Month:	Date:																																															
WEIGHT CHANGE																																																
SYMPTOMS																																																
Irritable																																																
Fatigue																																																
Inward Anger																																																
Labile Mood (crying)																																																
Depressed																																																
Restless																																																
Anxious																																																
Insomnia																																																
Lack of Control																																																
Edema or rings tight																																																
Breast Tenderness																																																
Abdominal Bloating																																																
Bowels: const (c) loose (l)																																																
Appetite: up (u) down (d)																																																
Sex Drive: up (u) down (d)																																																
Chills (C) / Sweats (S)																																																
Headaches																																																
Crave: sweets, salt																																																
Feel Unattractive																																																
Guilty																																																
Unreasonable Behaviour																																																
Low self image																																																
Nausea																																																
Menstrual Cramps																																																
LIFESTYLE IMPACT																																																
Aggressive towards others: Physically Verbal																																																
Wish to be alone																																																
Neglect Housework																																																
Time off work																																																
Disorganized/distractable																																																
Accident Prone/Clumsy																																																
Uneasy about driving																																																
Suicidal Thoughts																																																
Stayed at Home																																																
Increased use of Alcohol																																																
LIFE EVENTS																																																
Negative Experience																																																
Positive Experience																																																
Social Activities																																																
Vigorous Exercise																																																
MEDICATIONS																																																

Figure 3




Figure 4

Positive premenstrual changes associated with enhanced mood or performance are reported by up to 15% of women. Increased energy, excitement and well-being have been associated with increased activity, heightened sexuality and improved performance on certain types of tasks during the premenstrual phase. (1)

Physical Findings

There are no characteristic physical findings in women with PMS. When seen in the follicular phase of the cycle PMS sufferers typically appear entirely normal. Premenstrually, a woman presenting with an acute episode of PMS may appear anxious, tearful, or angry depending on the nature of her symptom complex.

A thorough physical exam including gynecological examination is recommended in the assessment of all women being evaluated for PMS. Organic causes of PMS-like symptoms must be ruled out. Marked fatigue may result from anemia, leukemia, hypothyroidism, or diuretic-induced potassium deficiency. Headaches may be due to intracranial lesions. Women attending PMS clinics have been found to have brain tumours, anemia, leukemia, thyroid dysfunction, gastrointestinal disorders, pelvic tumours including endometriosis, and other recurrent premenstrual phenomena such as arthritis, asthma, epilepsy, and pneumothorax (24).

Blood work

There is no endocrine test that helps in establishing the diagnosis in most circumstances (20). In a woman in whom the natural ovarian cycle has been disguised following hysterectomy a serum progesterone determination at the time of symptoms may help to confirm the link between symptoms and the luteal phase of the cycle. At times a CBC and/or sensitive TSH may be indicated to rule out anemia, leukemia, or thyroid dysfunction as an explanation for symptoms.

ETIOLOGY

We have multitudes of facts, but we require as they accumulate, organizations of them into higher knowledge; we require generalizations and working hypotheses.

Hughlings

Jackson 1835-1911

Since the 1950s a wide range of etiologic theories have been advanced to explain the varied manifestations of PMS. PMS has been attributed to altered levels or ratios of estrogen and progesterone, androgen excess, fluid retention, endogenous hormone allergy, vitamin and trace element deficiencies, prolactin excess, hypoglycemia, bacterial and yeast infections, thyroid dysfunction, endogenous opiate addiction and withdrawal, abnormal metabolism of essential fatty acids leading to prostaglandin E1 deficiency, and altered calcium metabolism to mention a few (17) [Table 4].

Table 4. List of proposed etiologic theories	
Estrogen excess	Vitamin / mineral deficiency
Progesterone deficiency	Infection
Endogenous	Endometrial

hormone allergy	toxin
Abnormal metabolism of prostaglandins	Hyperprolactinemia
Endogenous opiate addiction and withdrawal	Psychogenic
Depression entrained to the menstrual cycle	Fluid retention
Gonadal steroid-mediated serotonin deficiency	Hypoglycemia

Like other areas of confusion and uncertainty, the area of PMS is an attractive one for those promoting unorthodox treatments for personal gain. Many of the theories that underlie such interventions lack biological plausibility and appear to have emerged as a means to market specific therapeutic products. Much effort has been expended by conscientious investigators in an effort to rigorously evaluate the promotional claims of others. Randomized controlled trials have failed to confirm the efficacy of many of these purported treatments.

Other theories, while having some biological plausibility, have not or cannot be confirmed with available diagnostic techniques. No one theory has gained universal acceptance although consensus is developing that in some susceptible women normal swings in gonadal hormones appear to mediate changes in the activity of central neurotransmitters such as serotonin, that in turn incite profound changes in mood and behaviour. Although it is likely that many of the physical symptoms (breast tenderness, bloating constipation) are the direct effect of gonadal steroids it is intriguing that treatment of PMS with selective serotonin reuptake inhibitors will ameliorate the severity of not only psychological but also physical complaints.

Several lines of evidence from clinical medicine support this interrelationship between estrogen or lack of estrogen effect (perhaps mediated by progestin induced depletion of estrogen receptors) and central serotonergic activity (24, 25). Estrogen has been shown to alleviate clinical depression in hypoestrogenic women in double-blind clinical trials (26, 27). The addition of sequential progestin therapy to estrogen replacement triggers characteristic PMS-like mood disturbance in some susceptible postmenopausal women (19). Anti-estrogens given for ovulation induction may, at times, provoke profound mood disruption. Women with premenstrual syndrome show a surprisingly high frequency of premenstrual and

menstrual hot flashes (85% of PMS sufferers vs 15% of non- PMS controls) that are typical of those experienced by menopausal women (28, 29). Selective serotonin reuptake inhibitors (SSRIs) have been shown to relieve hot flashes in breast cancer survivors made menopausal by chemotherapy (30). In each of these circumstances a decrease in exposure to estrogen has been linked to mood disturbance and in each case a decrease in serotonin activity (inferred from the response to SSRIs) appears to be the proximate cause [Figure 5].

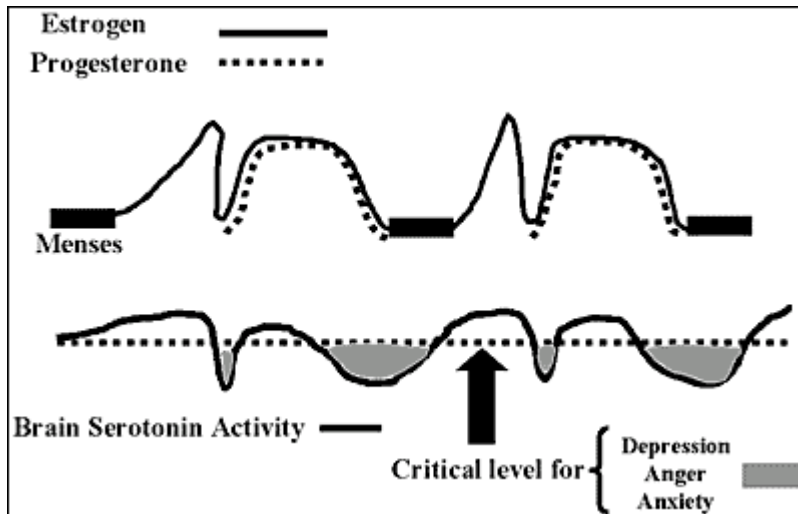


Figure 5

THERAPY

“Clearly defined disease....is the physician’s preference and is generally assured the best treatment. Anything else runs a serious risk of inappropriate labeling, misunderstanding, inadequate treatment, and rejection of the patient”

D R Lipsitt 1982 (31)

Many women suffering from PMS have suffered the fate of those with other poorly defined illnesses that lack a discrete diagnostic test. All too often their concerns have been dismissed as “a normal part of being a woman” and therapy has been denied. Women presenting to PMS clinics often report consulting numerous health care providers before finding one who gave credence to their concerns. Typically they will have tried a number of ineffective over-the-counter PMS remedies and will have sought out practitioners who promote miracle cures for any and all ills for their own financial gain. It has been said that a woman’s choice to seek out unorthodox and often unproven treatments for distressing or life threatening conditions is less a reflection of her irrationality than it is a denunciation of conventional medicine’s inability to meet her needs.

Lifestyle modification:

1) Communication strategies

When an individual is suffering to a degree that requires more than simple counselling and reassurance, measures aimed at lifestyle modification should first be explored. She should be encouraged to discuss the problem with those individuals who are central to her life including spouse, other family members, and even a sympathetic co-worker. Often confrontations can be avoided if an understanding spouse or friend recognizes the cause for her upset and defers discussion of the controversial subject until another time. Strategies for stress reduction can be helpful. Communication skills and assertiveness may be improved with counselling. Group counselling in a program supervised by a clinical psychologist may be invaluable. While it is useful for PMS sufferers to learn to anticipate times in the month when vulnerability to emotional upset and confrontation may be greatest, the strategy of making important decisions “only on the good days”, as espoused in some PMS clinics, falls apart if premenstrual symptoms last for more than just a few days per month. For some women premenstrual symptoms may last for a full three weeks and advising them to restrict their important activities to the remaining days of the month is neither helpful nor warranted. Interventions aimed at reducing symptoms are more appropriate in this circumstance.

2) Diet

While there have been many books written which describe specific “PMS diets” few of the recommendations contained therein are founded on scientific fact. Several simple dietary measures may afford relief for women with PMS.

Most women with PMS, despite feelings of bloating and tension, show no absolute increase in weight, no change in girth and no signs of peripheral edema (3, 20). Older medical texts described an unexplained condition called “idiopathic edema” in which occasional women suddenly developed peripheral edema and weight gain associated, in most cases, with acute psychiatric symptoms. It is likely that this disorder was in fact an unusual form of PMS associated with acute fluid retention. Sudden shifts from low-sodium, low-carbohydrate intake to a diet high in these constituents can account for weight gain of as much as 5 kg in twenty four hours (32). Cravings for salty and sweet foods are commonly reported by PMS sufferers and these dietary alterations may account for unusual cases of premenstrual edema. For this reason reduction in the intake of salt and refined carbohydrates may help prevent edema and swelling in occasional women with this manifestation of PMS.

Although a link between methylxanthine intake and premenstrual breast pain has been suggested, available data are not convincing (33, 34). Nevertheless, a reduction in the intake of caffeine may prove useful in women where tension, anxiety, and insomnia predominate.

Several lines of evidence indicate that there is a tendency to increased alcohol intake premenstrually (35) and women should be cautioned that excessive use of alcohol is frequently an antecedent factor in marital discord.

Anecdotal evidence suggests that small, more frequent meals may occasionally alleviate mood swings. Based on recent evidence that cellular uptake of glucose may be impaired premenstrually, there is, at least, some theoretical basis for this dietary recommendation (36). Carbohydrates may exhibit mood altering effects through a number of mechanisms (37) and attempts to improve premenstrual symptoms through dietary supplements have met with limited success (38). Calcium supplementation has been shown to be marginally superior to placebo in a randomized placebo controlled trial (39, 40).

3) Exercise

Exercise is reported to reduce premenstrual molimina in women running in excess of 50 km/cycle (41). Lesser amounts of regular aerobic exercise may relieve PMS symptoms, at least temporarily, in many women (42). As part of an overall program of lifestyle modification, exercise may reduce stress by providing a time away from the home and by providing a useful outlet for any anger or aggression. Some PMS sufferers report that exercise promotes relaxation and helps them sleep at night.

Medical interventions

The primary factor directing the selection of therapy should be the intensity and impact of premenstrual symptoms. Symptoms that are causing major disruption to quality of life rarely respond to lifestyle modification alone and efforts to push this approach often do nothing more than delay effective therapy. Conversely, minor symptoms or symptoms that are short-lived each month seldom justify major medical interventions.

Attention should always initially be directed to symptoms for which simple, established treatments exist. For example, dysmenorrhea or menorrhagia may be satisfactorily relieved with prostaglandin synthetase

inhibitors or oral contraceptives.

Mefenamic acid (500 mg tid) in the premenstrual and menstrual weeks has outperformed placebo for the treatment of PMS in some but not all clinical trials (43,44). It is likely that many of the end stage mediators of PMS symptomatology are prostaglandins hence this prostaglandin synthetase inhibitor may be working through a general inhibition of prostaglandin activity. Due to this it is an ideal adjunct for any woman with coexisting dysmenorrhea and menorrhagia. In practice however, its effectiveness for premenstrual symptomatology, particularly psychological symptoms, seems quite variable. Mefenamic acid is contraindicated in women with known sensitivity to aspirin or those at risk for peptic ulcers.

Until relatively recently trials comparing oral contraceptive therapy to placebo have not shown a beneficial effect on mood in most circumstances (45) although extended cycle combined hormonal contraceptives (46) and oral contraceptives containing the progestin drospirenone (Yaz[®])(47) have proven superior to placebo in randomized clinical trials. When contraception is required in a woman with PMS, especially if there is coexisting dysmenorrhea or menorrhagia options include an extended cycle regimen or a drospirenone containing oral contraceptive.

Published data in regard to the efficacy of pyridoxine (Vitamin B6) have been contradictory (48), however, this medication in proper dosages (100 mg OD) is, at worst, a safe placebo that becomes one part of an overall management plan for the women with distressing molimina that should include lifestyle modification and changes in diet. Patients should be cautioned that these medications do not work for all women and that increasing the dose of pyridoxine in an effort to achieve complete relief of symptoms may lead to peripheral neuropathy. Pyridoxine should be discontinued if there is evidence of tingling or numbness of the extremities.

Neither progestin therapy (49, 50) nor oil of evening primrose (51) have been shown to be efficacious for PMS in controlled clinical trials.

Premenstrual mastalgia which affects up to 70% of women in reproductive age may occur in isolation from other PMS symptoms and, as such, should be considered a moliminal symptom. Low dose danazol (100 mg OD) for several cycles followed by maintenance doses in the luteal phase only (50 mg OD) (52) can bring about dramatic relief of mastalgia in most women however higher dosages (400 mg OD) may be required to relieve other PMS symptoms (53). Mastalgia may also respond to tamoxifen (10 mg daily) (54), but has not been shown to respond to diuretics, medroxyprogesterone acetate, or pyridoxine.

The routine use of diuretics in the treatment of PMS should be abandoned. Most women show only random weight fluctuations during the menstrual cycle despite the common sensation of bloating. In the absence of demonstrable weight gain it is likely that this symptom may result from constipation and/or bowel wall

edema rather than from an overall fluid accumulation. In rare cases, ingestion of salt and refined carbohydrates has been shown to result in true fluid retention. In cases where a consistent increase in weight can be documented or where edema is demonstrable limitation of intake of salt and refined carbohydrates should be tried first. If such dietary restrictions fail to relieve premenstrual fluid accumulation use of a potassium-sparing diuretic, such as spironolactone, may be considered (55). Continued use of a diuretic activates the renin –angiotensin –aldosterone system resulting in rapid rebound fluid accumulation as soon as the diuretic is discontinued. Weight takes approximately two to three weeks to return to normal after discontinuation of a diuretic in some people. Unfortunately this leaves the affected women with the impression that she has to have a diuretic to maintain normal fluid balance.

Some women report overriding symptoms of anxiety and tension or insomnia in the premenstrual week (56). New short-acting anxiolytics or hypnotics such as alprazolam (.25 mg po bid) or triazolam (.25 mg po qhs) respectively may be prescribed sparingly for such individuals (57, 58). Buspirone has also proven useful for anxiety and may be particularly helpful in circumstances where SSRIs evoke sexual dysfunction (59).

Estrogen withdrawal has been implicated in menstrually-related migraines and recent evidence indicates that estrogen supplementation commencing in the late luteal phase and continued through menstruation may alleviate headaches in some women (60, 61, 62). As discussed below, if headaches are severe and are unrelieved by short term estrogen supplementation they can often be nicely controlled by intramuscular or oral sumatriptan therapy (63) or by medical ovarian suppression with GnRH agonists (64, 65) and continuous combined hormone replacement therapy.

Antidepressant Therapy

A range of newer antidepressant medications that augment central serotonin activity have been shown to alleviate severe premenstrual syndrome. (66,67). Since these agents will also relieve endogenous depression a pretreatment diagnosis, achieved by prospective charting, is very important. Practically speaking, many women who attend a gynecology clinic to seek relief from premenstrual symptoms express reservations about taking an antidepressant, particularly if a short term endpoint (3-6 months away) is not likely. Long term therapy may be required to control symptoms of PMS from the late 30s until menopause.

For patients in whom PMS psychiatric symptoms predominate antidepressant therapy may provide excellent results [Figure 6]. Selective serotonin re-uptake inhibitors, such as fluoxetine, sertraline, paroxetine, fluvoxamine, and venlafaxine (a serotonin and norepinephrine re-uptake inhibitor) have all been successfully employed.

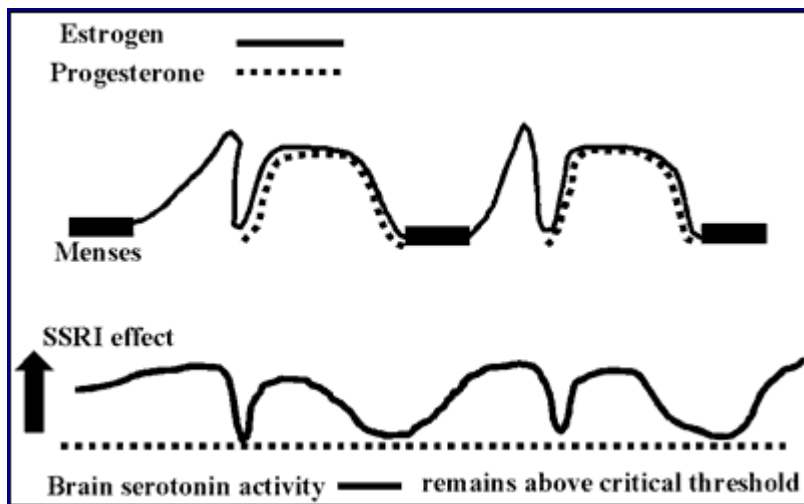


Figure 6

Symptom profiles may help in selecting the most appropriate agent (i.e. fluoxetine in patients where fatigue and depression predominate; sertraline if insomnia, irritability, and anxiety are paramount). SSRIs have been associated with loss of libido and anorgasmia, which are particularly distressing to this patient population and appropriate pretreatment counseling is essential.

Tricyclic antidepressants (TCA) have not generally been effective with the exception of clomipramine, a TCA with strong serotonergic activity. Intolerance to the side effects of TCAs is common.

Most PMS sufferers would prefer to medicate themselves only during the symptomatic phase of the menstrual cycle. Recent studies have demonstrated that luteal phase therapy and even symptom-onset therapy may be effective for many women with PMS (68, 69). Practically speaking a trial of SSRI therapy should be commenced with continuous use. After a woman has determined the optimal response that can be achieved with continuous therapy it is reasonable for her to try luteal phase-only or symptom-onset therapy to determine if the benefit is maintained.

Medical Ovarian Suppression

Suppression of cyclic ovarian function may afford dramatic relief for the woman with severe and long lasting symptoms (70, 71) [Figure 7]. In each case therapy should be directed toward suppression of cyclic ovarian activity while ensuring a constant low level of estrogen sufficient to prevent menopausal symptomatology and side effects.




Figure 7

Therapeutic Options for PMS	
Initial measures	Medical interventions
➤ Charting	➤ NSAIDs
➤ Validation	➤ Oral contraceptives
➤ Counselling	➤ Anxiolytics
➤ Individual or group	➤ Mastalgia-Danazol
➤ Life style modification	➤ Menstrual migraine-Estrogen
➤ Diet	➤ SSRIs
➤ Exercise	➤ Medical ovarian suppression
➤ Communication skills	➤ Danazol, Depoprovera,
	➤ GnRH Ag and addback

Figure 8

Danazol 200 mg bid will effect ovarian suppression in approximately 80% of women with prompt relief from symptoms (53). Danazol, at a dosage of 200 mg bid, has relatively few side effects; these may include hot flushes, muscle cramps, and occasional cases of epigastric pain, fine tremor, or insomnia. In the woman without preexisting hair growth, hirsutism is rarely a problem at these dosages when treatment is limited to one year or less. In the individual with preexisting acne or increased body hair alternative interventions should be considered. The use of danazol causes a shift to a more unfavourable lipid profile which is likely to have little impact when danazol is used on a short term basis. In the patient who tolerates danazol well, and in whom symptomatic relief is dramatic, this effect is the primary concern that will influence decision-making about long term treatment.

Gonadotropin releasing hormone agonists (GnRH Ag) effect rapid medical ovarian suppression thereby inducing a pseudomenopause and affording relief from PMS (70, 71). This approach may effectively alleviate other less common menstrual cycle-related conditions such as asthma, epilepsy, migraine and irritable bowel syndrome (65). This approach is unsatisfactory in the long term not only because of the troublesome menopausal symptoms it evokes but also because it creates an increased risk for osteoporosis

and ischemic heart disease. When combined with continuous combined hormone replacement therapy GnRH Ag afford excellent relief from premenstrual symptomatology without the attendant risks and symptoms resulting from premature menopause. The major drawback to this therapeutic approach is the expense of medication and the need for the patient to take multiple medications on a long term basis.

A simpler and less expensive approach involves the use of depo-medroxyprogesterone acetate (depo-MPA) (150 mg IM q3m). This approach results in rapid suppression of cyclic ovarian function without attendant menopausal symptomatology. The major drawback to this approach is that a substantial percentage of women will get irregular bleeding and gradual weight gain. At times depo-MPA induces long lasting anovulation which may be problematic for a woman who wishes future fertility. Patients should always be counseled about the potential for protracted anovulation following use of this medication.

Surgical Therapy

Medical approaches to PMS should be exhausted prior to considered and explored prior to surgery (hysterectomy and oophorectomy) for debilitating PMS. Clinical trials, however, have clearly shown this therapy to be effective (72, 73, 74). For the woman in whom there is unequivocal documentation that premenstrual symptoms are severe and disruptive to lifestyle and relationships and in whom conservative medical therapies have failed (either due to lack of response, intolerable side effects, or prohibitive cost) the effect of medical ovarian suppression should be tested. At times this therapy (a GnRH Ag and continuous combined hormone replacement therapy) can be maintained until menopause with satisfactory symptom control. Some women, despite complete relief of symptoms, cannot afford or choose not to take this combination of medications for prolonged intervals (as long as 10-15 years from diagnosis until menopause in some cases).

In these specific circumstances a surgical option may be considered. In the circumstance where family is complete and permanent contraception is desired, the pros and cons of oophorectomy for lasting relief from premenstrual symptomatology should be discussed with the patient. In many women the progestin component of hormone replacement therapy when given sequentially may induce an apparent recrudescence of PMS-like symptoms and when given continuously may result in unwanted irregular bleeding. Accordingly hysterectomy at the time of oophorectomy is a consideration that allows subsequent replacement with low dose estrogen alone.

An international group of specialists with clinical experience in management of PMDD has recently published a detailed consensus document which reviews the efficacy of existing therapies.(75)

References:

1. Logue CM, Moos RH. Positive perimenstrual changes: toward a new perspective on the menstrual cycle. *J Psychosom Res* 1988;32(1): 31-40
2. Lee KA, Rittenhouse CA. Prevalence of perimenstrual symptoms in employed women. *Women Health* 1991; 17(3): 17-32
3. Faratian B, Gaspar A, O'Brien PM, Johnson IR, Filshie GM, Prescott P. Premenstrual syndrome: weight, abdominal swelling, and perceived body image. *Am J Obstet Gynecol* 1984;150(2):200-4
4. Ader DN, South-Paul J, Adera T, Deuster PA. Cyclical mastalgia: prevalence and associated health and behavioural factors. *J Psychosom Obstet Gynaecol* 2001; 22(2): 71-76
5. Reid RL, Yen SS. Premenstrual syndrome. *Am J Obstet Gynecol* 1981; 139(1): 85-104.
6. Wood NF, Most A, Dery GK. Prevalence of perimenstrual symptoms. *Am J Public Health* 1982; 72:1257-1264
7. Johnston SR, McChesney C, Bean JA. Epidemiology of premenstrual symptoms in a non clinical sample. I. Prevalence, natural history, and help seeking behaviour. *J Reprod Med* 33:340-346, 1988
9. Rivera-Tovar AD, Frank E. Late luteal phase dysphoric disorder in young women. *Am J Psychiatry* 1990; 147:1634-1636
9. Reid RL. Premenstrual syndrome. *Curr Prob Obstet Gynecol and Fertil* 1985; 8:(2): 1-57
10. Epperson CN, Steiner M, Hartlage SA et al. Premenstrual dysphoric disorder: evidence for a new category for DSM-5. *Am J Psychiatry* 2012; 169(5):465-475
11. Hartlage SA, Breaux CA, Yonkers KA. Addressing concerns about the inclusion of Premenstrual Dysphoric Disorder in DSM-5. *J Clin Psychiatry* 2014; 75(1): 70-76
12. American Psychiatric Association: Diagnostic and Statistical Manual of Mental Health Disorders, 5th edition. Washington, DC, American Psychiatric Association; 2013
13. Reid RL. Premenstrual syndrome. *NEJM* 1991; 324(17):1208-1210
14. Sassenrath EN, Rowell TE, Hendrickx AG. Perimenstrual aggression in groups of female rhesus monkeys. *J Reprod.Fertil* 1973; 34:509-513
15. Gilbert C, Gillman J. The changing pattern of food intake and appetite during the menstrual cycle of the baboon with a consideration of some of the controlling hormonal factors. *S Afr J Med* 1956; 21: 75-89
16. Kantero RL, Widholm O. Correlations of menstrual traits between adolescent girls and their mothers. *Acta Obstet Gynecol. Scand.* 1977 Suppl 14:30-42
17. Reid RL. Premenstrual syndrome: a time for introspection. *Am J Obstet Gynecol* 1986; 155(5): 921-926

18. Kirkham C, Hahn PM, Van Vugt DA, Carmichael JA, Reid RL. A randomized, double-blind, placebo-controlled, cross-over trial to assess the side effects of medroxyprogesterone acetate in hormone replacement therapy. *Obstetrics & Gynecology* 1991; 78(1): 93-97.
19. Bjorn I, Bixo M, Nojd KS, Nyberg S, Backstrom T. Negative mood changes during hormone replacement therapy: a comparison between two progestogens. *Am J Obstet Gynecol* 2000;183(6): 1419-26
20. O'Brien PM, Backstrom T, Brown C, Dennerstein L, Endicott J, Epperson CN, Eriksson E, Freeman E, Halbreich U, Ismail KM, Panay N, Pearlstein T, Rapkin A, Reid R, Schmidt P, Steiner M, Studd J, Yonkers K. [Towards a consensus on diagnostic criteria, measurement and trial design of the premenstrual disorders: the ISPMO Montreal consensus.](#) *Arch Women's Mental Health* 2011; 14(1):13-21
21. Reid RL. Endogenous opioid activity and the premenstrual syndrome. *Lancet* 1983; 2(8353):786.
22. Endicott J, Nee J, Harrison W (2006) Daily Record of Severity of Problems (DRSP): reliability and validity. *Arch Women's Ment Health* 9:41-49
23. Steiner M, MacDougall M, Brown E (2003) The premenstrual symptoms screening tool (PSST) for clinicians. *Arch Women's Ment Health* 6:203-209
24. Reid RL, Yen SS. The premenstrual syndrome. *Clinical Obstetrics & Gynecology* 1983; 26(3): 710-718.
25. Rubinow DR, Schmidt PJ, Roca CA. Estrogen-serotonin interactions: implications for affective regulation. *Biol Psychiatry* 1998; 44(9); 839-850
26. Halbreich U, Kahn LS. Role of estrogen in the aetiology and treatment of mood disorders. *CNS Drugs* 2001; 15(10): 797-817
27. Soares CN, Almeida OP, Joffe H, Cohen LS. Efficacy of estradiol for the treatment of depressive disorders in perimenopausal women: a double-blind, randomized, placebo-controlled trial. *Arch Gen Psychiatry* 2001; 58(6): 529-34
28. Hahn PM, Wong J, Reid RL. Menopausal-like hot flushes reported in women of reproductive age. *Fertil Steril* 1998; 70(5): 913-918.
29. Casper RF, Graves GR, Reid RL. Objective measurement of hot flushes associated with the premenstrual syndrome. *Fertil Steril* 1987; 47(2): 341-344.
30. Stearns V, Isaacs C, Rowland J, Crawford J, Ellis MJ, Kramer R, Lawrence W, Hanfelt JJ, Hayes DF. A pilot trial assessing the efficacy of paroxetine hydrochloride (Paxil) in controlling hot flashes in breast cancer survivors. *Ann Oncol* 2000;11(1):17-22
31. Lipsett DR. in Notman M, Nadelson C eds. *The Painful Woman: Complaints, Symptoms and Illness*. New York, Plenum Press 1982 3:147
32. MacGregor GA, Markander ND, Roulston JE, Jones JC, de Wardener HE. Is "idiopathic" edema idiopathic? *Lancet* 1979; 1:397-400
33. Minton JP, Foeking MK, Webster DJ, Matthews RH. Caffeine, cyclic nucleotides, and breast disease. *Surgery* 1979; 86:105-109

34. Rossignol AM, Bonnlander H. Caffeine-containing beverages, total fluid consumption, and premenstrual syndrome. *Am J Publ Health* 1990; 80:1106-1110
35. Mello NK, Mendelson JH, Lex BW. Alcohol use and premenstrual symptoms in social drinkers. *Psychopharmacology* 1990; 101(4): 448- 455
36. >Diamond M, Simonson CD, DeFronzo RA. Menstrual cyclicity has a profound effect on glucose homeostasis. *Fertil Steril* 1989; 52: 204-208.
37. Young SN. Clinical nutrition: 3. The fuzzy boundary between nutrition and psychopharmacology. *CMAJ* 2002; 166 (2): 205-209
38. Sayegh,R. Schiff,I. Wurtman,J. Spiers,P. McDermott,J. Wurtman,R. The effect of a carbohydrate-rich beverage on mood, appetite, and cognitive function in women with premenstrual syndrome. *Obstet Gynecol* 1995; 86(4):1-8
39. Thys-Jacobs S, Starkey P, Bernstein D, Tian J. Calcium carbonate and the premenstrual syndrome: effects on premenstrual and menstrual symptoms. Premenstrual Syndrome Study Group. *Am J Obstet Gynecol* 1998 ; 179(2):444-52
40. Yonkers KA. Pearlstein TB. Gotman N [A pilot study to compare fluoxetine, calcium, and placebo in the treatment of premenstrual syndrome](#) *J Clinl Psychopharmacol.* 2013; 33(5):614-20
41. Prior JC, Vigna Y, Sciarretta D, Alojado N, Schulzer M. Conditioning exercise decreases premenstrual symptoms: a prospective, controlled 6-month trial. *Fertil Steril* 1987 Mar;47(3):402-8
42. Steege JF, Blumenthal JA. The effects of aerobic exercise of premenstrual symptoms in middle aged women: A preliminary study. *J Psychosom Res* 1993; 37 (2):127-133.
43. Mira M, McNeil D, Fraser IS, Vizzard J, Abraham S. Mefenamic acid in the treatment of premenstrual syndrome. *Obstet Gynecol* 1986;68:395-398
44. Wood C, Jakubowicz D. The treatment of premenstrual symptoms with mefenamic acid. *Br J Obstet Gynaecol* 1980; 87(7):627-30
45. Collins J, Crosignani PG, and the ESHRE Capri Working Group. Non Contraceptive Health Benefits of Combined Oral contraception. *Human Reprod Update* 2005; 11(5):513-525
46. Coffee AL, Kuehl TJ, Willis S, Sulak PJ. Oral contraceptives and premenstrual symptoms: comparison of a 21/7 and extended regimen. *Am J Obstet Gynecol* 2006;195:1311-9.
47. Yonkers KA et al. Efficacy of a new low dose oral contraceptive with drospirenone in PMDD. *Obstet Gynecol* 2005; 106(3): 492-501
48. Wyatt KM, Dimmock PW, Jones PW, O'Brien PMS. Efficacy of vitamin B6 in treatment of premenstrual syndrome: systematic review. *BMJ* 1999; 318: 1375-1381
49. Maddocks S, Hahn P, Moller F, Reid RL. A double-blind placebo-controlled trial of progesterone vaginal suppositories in the treatment of premenstrual syndrome. *Am J Obstet Gynecol* 1986; 154(3): 573-581.

50. Wyatt K, Dimmock P, Jones P, Obhrai M, O'Brien PMS. Efficacy of progesterone and progestogens in management of premenstrual syndrome: systematic review. *BMJ* 2001; 323 (7316); 776-780
51. Budeiri D, Li Wan Po A, Dornan JC. Is Evening Primrose Oil of value in the treatment of premenstrual syndrome? *Controlled Clin Trials* 1996; 17:60-68
52. Gorins A, Perret F, Tourant B, Rogier C, Lipszyc J. A French double-blind crossover study (danazol versus placebo) in the treatment of severe fibrocystic breast disease. *Eur J Gynaecol Oncol* 1984;5(2):85-9
53. Hahn PM, Van Vugt DA, Reid RL. A randomized placebo controlled crossover trial of danazol for the treatment of premenstrual syndrome. *Psychoneuroendocrinology* 1995; 20 (2):193-209.
54. Messinis IE, Lolis D. Treatment of premenstrual mastalgia with Tamoxifen. *Acta Obstet Gynecol scand* 1988; 67-307-309
55. O'Brien PM, Craven D, Selby C, Symonds EM Treatment of premenstrual syndrome by spironolactone. *Br J Obstet Gynaecol* 1979 ; 86(2): 142-7
56. Mauri M, Reid RL, MacLean AW. Sleep in the premenstrual phase: a self-report study of PMS patients and normal controls. *Acta Psychiat Scand* 1988; 78(1): 82-86.
57. Harrison WM, Endicott J, Nee J. Treatment of premenstrual dysphoria with alprazolam. A controlled study. *Arch Gen Psychiatry* 1990; 47(3): 270-5
58. Berger CP, Presser B. Alprazolam in the treatment of two subsamples of patients with late luteal phase dysphoric disorder: A double blind placebo controlled crossover study. *Obstet Gynecol* 1994; 84: 379-385
59. Landen M, Eriksson O, Sundblad C, Andersch B, Naessen T, Eriksson E. Compounds with affinity for serotonergic receptors in the treatment of premenstrual dysphoria: a comparison of buspirone, nefazodone and placebo. *Psychopharmacology* 2001; 155(3): 292-8
60. MacGregor A. Migraine associated with menstruation. *Funct Neurol* 2000; 15 Suppl 3:143-153
61. De Lignieres B, Vincens M, Mauvais-Jarvis P et al. Prevention of menstrual migraine by percutaneous oestradiol. *Br Med J* 1986; 293:1540
62. Magos AL, Zilkha KJ, Studd JW. Treatment of menstrual migraine by oestradiol implants. *J Neurol Neurosurg Psychiatry* 1983; 46: 1044-1046
64. Salonen R, Saiers J. Sumatriptan is effective in the treatment of menstrual migraine; a review of prospective studies and retrospective analyses. *Cephalgia* 1999; 19:16-19
65. Murray SC, Muse KN. Effective treatment of severe menstrual migraine headaches with gonadotropin-releasing hormone agonist and "add-back" therapy. *Fertil Steril* 1997; 67(2): 390-3
66. Case AM, Reid RL. Effects of the menstrual cycle on medical disorders. *Arch Intern Med* 1998; 158(13):1405-1412.
67. Steiner M, Korzekwa M, Lamont J, Stewart D, Carter D, Misri S, Reid RL, Steinberg S, Berger C, Grover D. Fluoxetine in the treatment of premenstrual dysphoria. *NEJM* 1995; 332(23): 1529-1534.

68. Dimmock PW, Wyatt KM, Jones PW, O'Brien PM. Efficacy of selective serotonin-reuptake inhibitors in premenstrual syndrome: a systematic review. *Lancet* 2000; 356 (9236): 1131-1136
69. Steiner M, Korzekwa M, Lamont J, Wilkins A. Intermittent fluoxetine dosing in the treatment of women with premenstrual dysphoria. *Psychopharmacology Bull* 1997; 33(4): 771-774
70. Steiner M, Li T. Luteal phase and symptom-onset dosing of SSRIs/SNRIs in the treatment of premenstrual dysphoric disorder: clinical evidence and rationale *CNS Drugs* 2013; 27: 583-589
71. Muse KN, Cetel NS, Futterman L, Yen SSC. The premenstrual syndrome: Effects of "medical ovariectomy". *NEJM* 1984; 311: 1345-1349.
72. Mezrow G, Shoupe D, Spicer D, Lobo R, Leung B, Pike M. Depot leuprolide acetate with estrogen and progestin add back for long-term treatment of premenstrual syndrome. *Fertil Steril* 1994; 62(5): 932-937
73. Casper RF, Hearn MT. The effect of hysterectomy and bilateral oophorectomy in women with severe premenstrual syndrome. *Am J Obstet Gynecol* 1990; 162: 105-109.
74. Casson P, Hahn P, VanVugt DA, Reid RL. Lasting response to ovariectomy in severe intractable premenstrual syndrome. *Am J Ob Gynecol* 1990;162:99-102
75. Reid RL. When should surgical treatment for Premenstrual Dysphoric Disorder be considered? *Premenstrual disorders. Menopause International* 2012; 18(2):77-81
76. O'Brien PM, Backstrom T, Brown C, Dennerstein L, Endicott J, Epperson E, Freeman E, Halbreich U, Ismail KM, Panay N, Pearlstein T, Rapkin A, Reid RL, Schmidt O, Steiner M, Studd J, Yonkers K. ISPM D Consensus on the management of premenstrual disorders. *Arch Women's Mental Health* 2013; 16(4):279-291